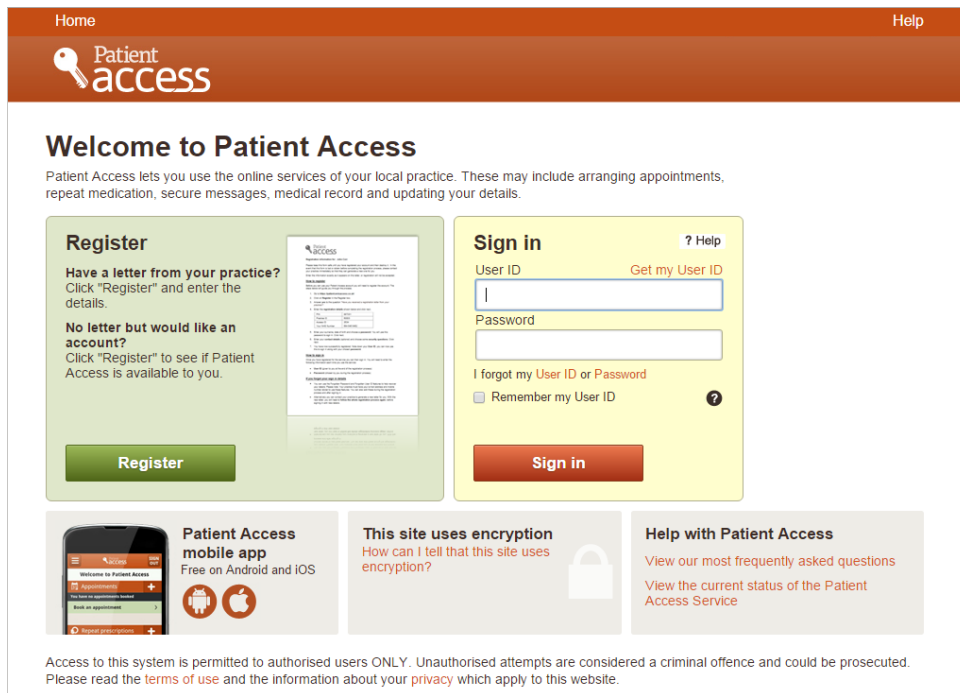


## Central Park Surgery – Instructions to register for Online Services

This is a step by step guide on how to register for Patient Access, which will enable you to manage your own prescriptions and appointments online from the comfort of your own home. Pictures will accompany the steps to help you follow along.

1. Access the [Patient Access](#) website by clicking on the link here.

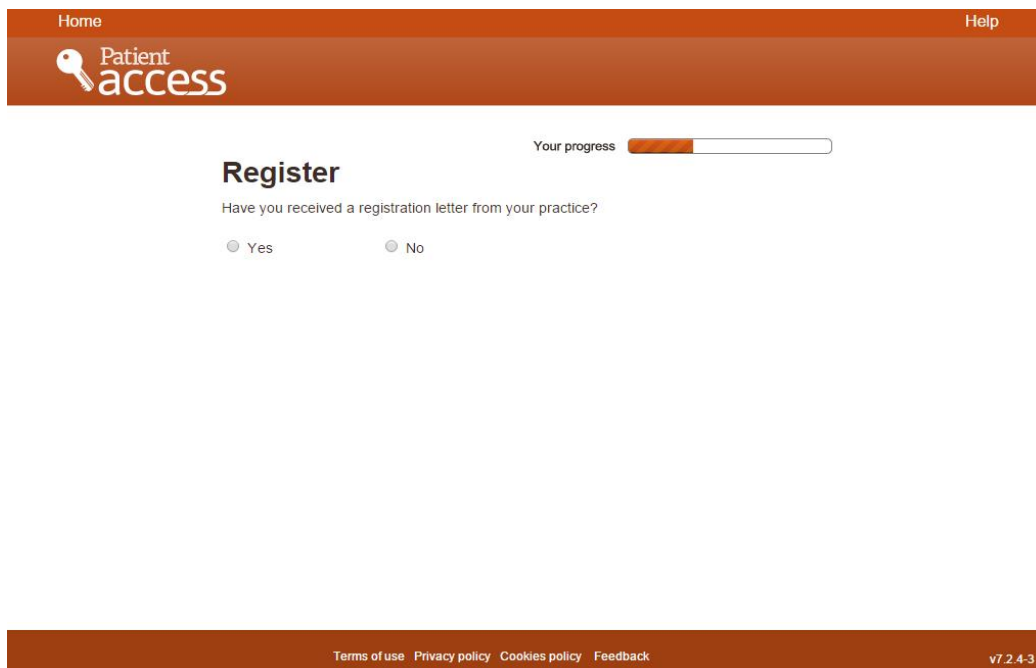


The screenshot shows the Patient Access website home page. At the top, there is a navigation bar with 'Home' on the left and 'Help' on the right. Below the navigation bar is the 'Patient access' logo. The main heading is 'Welcome to Patient Access'. Below this, there is a paragraph explaining the services: 'Patient Access lets you use the online services of your local practice. These may include arranging appointments, repeat medication, secure messages, medical record and updating your details.'

There are two main sections: 'Register' and 'Sign in'. The 'Register' section has two options: 'Have a letter from your practice?' and 'No letter but would like an account?'. The 'Sign in' section has a 'User ID' field, a 'Password' field, and a 'Sign in' button. There is also a 'Remember my User ID' checkbox and a 'I forgot my User ID or Password' link.

At the bottom of the page, there are three promotional boxes: 'Patient Access mobile app', 'This site uses encryption', and 'Help with Patient Access'. Below these boxes is a disclaimer: 'Access to this system is permitted to authorised users ONLY. Unauthorised attempts are considered a criminal offence and could be prosecuted. Please read the terms of use and the information about your privacy which apply to this website.'


2. Click register.




The screenshot shows the Patient Access website registration page. At the top, there is a navigation bar with 'Home' on the left and 'Help' on the right. Below the navigation bar is the 'Patient access' logo. The main heading is 'Register'. Below this, there is a progress bar labeled 'Your progress' with a small orange bar indicating progress. Below the progress bar is a question: 'Have you received a registration letter from your practice?'. There are two radio button options: 'Yes' and 'No'. At the bottom of the page, there is a footer with links for 'Terms of use', 'Privacy policy', 'Cookies policy', and 'Feedback', and the version number 'v7.2.4-3'.

- When asked if you have received a registration letter from your practice, click no.

Home Help



Your progress 

## Register

Have you received a registration letter from your practice?

Yes  No

▼

If you don't have a registration document, you can still register for Patient Access online.

Firstly we will need to check if your GP practice offers Patient Access.  
Please enter the postcode of your GP practice below. If you don't know it, enter your own postcode.


Please note: This service is currently only available in England.


Postcode \*

\* Indicates a required field

- Type in the post code for Central Park Surgery which is PR25 2TD in the box provided and then click next.

Home Help



Your progress 

## Register

Have you received a registration letter from your practice?

Yes  No

▼

If you don't have a registration document, you can still register for Patient Access online.

Firstly we will need to check if your GP practice offers Patient Access.  
Please enter the postcode of your GP practice below. If you don't know it, enter your own postcode.


Please note: This service is currently only available in England.


Postcode \*

\* Indicates a required field

5. Click Central Park Surgery and then next.


Home Help



Your progress 

### Practice Search

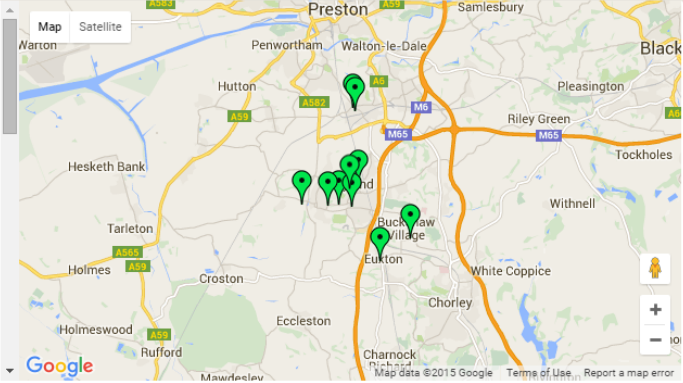
Search details


We found **45** GP practices within **5** miles of **PR25 2TD** 

Show the nearest **10** results

Please select your practice from the list below:


- Central Park Surgery - 0.0 miles from PR25 2TD**
  - Central Park Surgery, Balfour Street, Leyland, Lancashire, PR25 2TD  
Telephone: 01772 623110
- Station Surgery (Ahad) - 0.3 miles from PR25 2TD**
  - Station Surgery, 8 Golden Hill Lane, Leyland, Preston, PR25 3NP  
Telephone: 01772 622505
- Sandy Lane Surgery - 0.4 miles from PR25 2TD**
  - Sandy Lane Surgery, Sandy Lane, Leyland, Lancashire, PR25 2EB  
Telephone: 01772 909915
- Leyland Surgery - 0.4 miles from PR25 2TD**
  - Leyland Surgery, West Paddock, Leyland, Lancashire, PR25 4HP






6. Input your details and click next.

Home Help



Your progress 

### Register

Great news! Central Park Surgery offers Patient Access.  
Please enter your details below to create an account.

**About you**

Surname

Date of birth

Sex

House name/number


Home postcode

**Your account**

Choose a password


Confirm your password

Password strength  
**Weak**



\* Indicates a required field

7. On this screen, fill in your contact details (although these are not mandatory), complete your security questions, tick the terms and conditions box, and then hit next.

Your progress 

## Register

Finally, please complete this security and contact information so that we can help you in the event that you forget your details.

### Contact details

Email

Mobile number

*Note: These patient-specific contact details are held by your practice and used if you need to reset your password. If they are incorrect please update them.*

**Important:** the details are added to your medical record and could be used by your practice to contact you.

### Security questions

Security question 1 \*

Security answer 1 \*

Security question 2 \*

Security answer 2 \*

**Please enter at least 2 security question(s)**


*Note: Adding or Removing a security question will clear all unsaved data you have already input on this page.*


Read the [terms and conditions](#) before continuing

\*  By ticking this box, I agree to the Terms and Conditions


\* Indicates a required field

8. Make a note of your user ID and sign in with the password you have chosen. We have hidden ours for security purposes.



Your progress 

## Register

 Congratulations, you have now successfully created an account.

### Your login details

User ID:

**Please make a note of your User ID before signing in.**

Password: *Your chosen password*

Currently, your account is restricted to viewing and booking one appointment only. To access the full functionality of Patient Access, please mention this to your practice when visiting in person and remember to bring some form of photo-identification such as a driving licence or passport with you.

Following on from this, the surgery will then receive your application and will accept and activate ( This may take up to 48 hours, as we can only do this during working hours). You will then be able to book appointments and order repeat prescriptions online.